

Constant Voltage LED Power Supply

SLT60-12VFG-UN

SLT60-24VFG-UN



Product description:

This type of power supply is an exclusively designed stabilized power supply for LED lamp. With constant voltage (CV) technology, it is suitable for constant voltage lamps (12/24VDC) connected in parallels. As an advantage of constant voltage (CV) technology, a switch can be installed between secondary side and lamps.

The built-in protection circuit will shut down the power supply in case of such faults as: open circuit, short circuit, over load or over temperature. The power supply will restart automatically after fault correction.

Standards:

EN61347-1	UL8750
EN61347-2-13	FCC15B
EN61547	
EN55015	
EN61000-3-2	
EN61000-3-3	
EN62384	
EN62493	


Characteristics:

- Universal input voltage (AC120-240V)
- Independent power supply for constant voltage LED lamp
- Suitable for class I or class II luminaires
- Super thin
- SELV/UL 8750 class 2 output
- Open circuit, short circuit, over load and over temperature protection
- No load power consumption $\leq 0.3W$
- Efficiency: 91% (AC230V, full load)

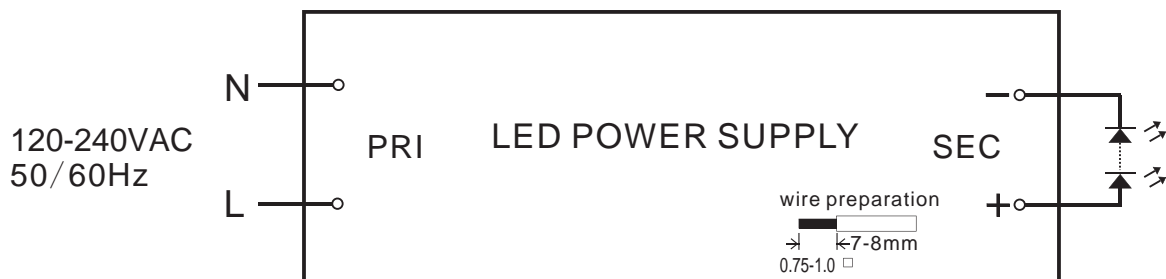
Specifications:

Model	SLT60-12VFG-UN	SLT60-24VFG-UN	
Output	turn on time(S)	≤0.5	≤0.5
	output power(W)	60	60
	output voltage(V)	12	24
	output voltage tolerance ¹	+/-5%	+/-5%
	ripple voltage(mV)	230(Vp-p)	200(Vp-p)
	working current range(A)	0-5	0-2.5
	dimming interface	No	
	dimming range	n/a	
Input	rated supply voltage(Vac)	120-240	120-240
	voltage range(Vac)	108-264	108-264
	line frequency(Hz)	50/60	50/60
	input current(mA)	700	700
	efficiency ²	91.1%	91.6%
	average efficiency ³	89%	89%
	no load power consumption(W)	≤0.3	≤0.3
	power factor ²	0.95	0.95
	inrush current(Ipk)	46A/180us	46A/180us
Protection	over voltage protection	YES	YES
	short circuit protection	YES	YES
	over temperature protection	YES	YES
	automatic restart	YES	YES
	over load protection	YES	YES
	surge capacity	L-N:1kV	L-N:1kV
Ambient and Life	Ta(°C)	-20...45	-20...45
	Tc max.(°C)	90	90
	Storage Temperature(°C)	-30...80	
	ambient humidity range	5%...85%, Not condensing	
	nominal life-time(hrs)	50000@Tc=90 C	
Other	weight(g)	162	162
	dimensions (L×W×H)(mm)	298x29.8x16	
	casing material	Plastic	
	housing colour	Grey+Blue	
	type of protection	IP20	
	protection class	Class2	
Note	<p>1. Tolerance:includes set up tolerance, line regulation and load regulation. 2. Tested at full load,230Vac.Refer to"Power Factor" and "EFFICIENT"curve graphs. 3. Calculate the model's average efficiency for each test voltage by testing at 100%, 75%, 50%, and 25% of rated current and then computing the simple arithmetic erage of these four values. 4. All parameters NOT specially mentioned are measured at nominal voltage input, rated load and 25 of ambient temperature. 5. The power supply is considered as a component that will be operated in combination with final equipment. Since EMC performance will be affected by the complete installation, the final equipment manufacturers must re-qualify EMC Directive on the complete installation again.</p>		

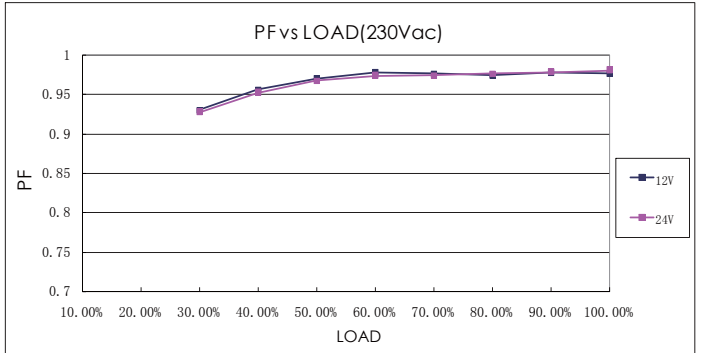
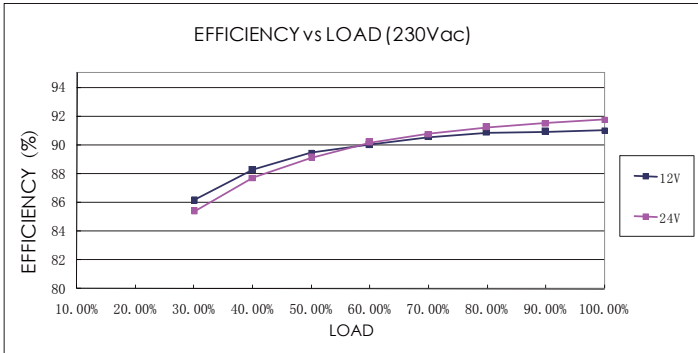
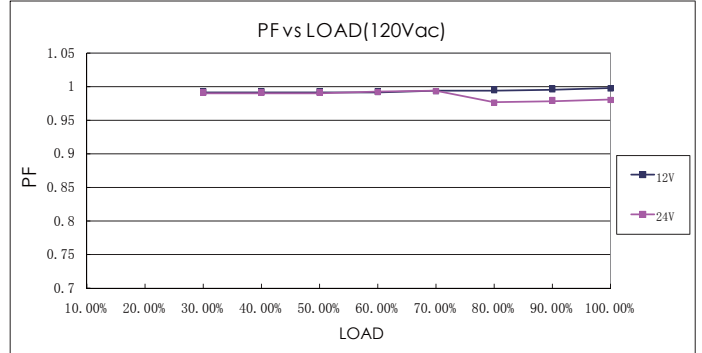
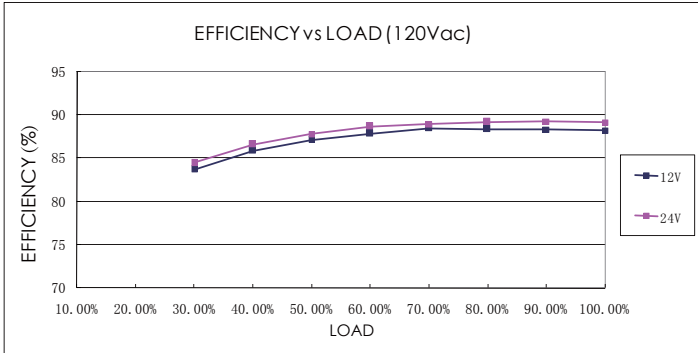
Dimensions(mm):



Wiring diagram:



Electrical curves:



note

For constant current power supply, "LOAD" means the percentage of the maximum rated output voltage.
For constant voltage power supply, "LOAD" means the percentage of the maximum rated output current.

Sales & Technical Support:

Bright Green Connect Limited

Unit 3, Oyster Park
Byfleet
Surrey
KT14 7AX

☎ +44 (0) 1932 497992

✉ contact@brightgreenconnect.com

🌐 brightgreenconnect.com

*Due to continuous improvements and innovations, specifications are subjected to change without notice.